Fuse holder terminal blocks

for 6,35 x 32 mm *1/4 x 1 1/4 in*. fuses

Compression clamp

DIN 1 - DIN 3

M 10/16.SF...

Spacing 16 mm *(.630")*

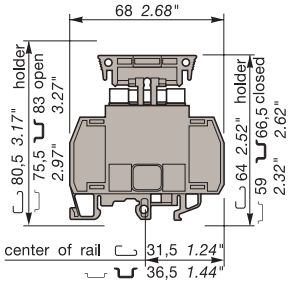

16 mm block with or without blown fuse indicator.

Color	Type	Part numbers
Without blown fuse indicator :		
Grey	**M 10/16.SF**	**0115 377.24**
For fusion indicator to be ordered separately :		
Grey	**M 10/16.SFL**	**0115 378.05**

M 10/16.SN

Spacing 16 mm *(.630")*

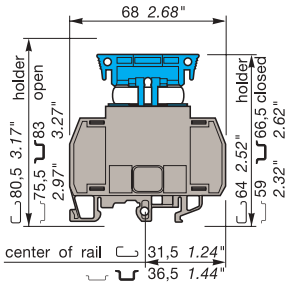

16 mm block with disconnect link bar locked on blue holder.

Color	Type	Part numbers
Grey	**M 10/16.SN**	**0115 379.06**

End stop	th. 9,1 mm	**BADL** V0	**0199 408.02**
End stop	th. 9,1 mm	**BAM**	**0103 002.26**
Other end stops : See Accessories section			
Rail	35 x 7,5 x 1	**PR30** prepunched	**0173 220.05**
Rail	35 x 15 x 2,3	**PR4**	**0168 500.12**
Rail	35 x 15 x 1,5	**PR5** prepunched	**0101 598.26**
Rail	32 x 15	**PR1Z2**	**0163 050.04**
Other rails : See Accessories section			

Notes

The use of some accessories may decrease the block's voltage rating. For more information, consult us.

Characteristics

Wire size		NFC DIN	UL	CSA
Compression clamp	Solid wire	0,5-10 mm²	24-8 AWG	24-8 AWG
	Stranded wire	0,5-6 mm²	24-8 AWG	24-8 AWG
Voltage				
Rated		750 V Gr.C (1)	600 V (1)	600 V (1)
Pulse				
Pollution degree				
Current				
Rated		16 A	16 A	16 A
Wire size				
Rated / Gauge		6 mm²	8 AWG	8 AWG

Wire stripping length	Recomm. screwdriver	Recomm. torque	Protection
11 mm *.433"*	5,5 mm *.217"*	0,8-1 Nm *7.1-8.9 lb.in*	

Characteristics

Wire size		NFC DIN	UL	CSA
Compression clamp	Solid wire	0,5-10 mm²	24-8 AWG	24-8 AWG
	Stranded wire	0,5-6 mm²	24-8 AWG	24-8 AWG
Voltage				
Rated		750 V Gr.C (1)	600 V	600 V
Pulse				
Pollution degree				
Current				
Rated		16 A	16 A	16 A
Wire size				
Rated / Gauge		6 mm²	8 AWG	8 AWG

Wire stripping length	Recomm. screwdriver	Recomm. torque	Protection
11 mm *.433"*	5,5 mm *.217"*	0,8-1 Nm *7.1-8.9 lb.in*	

Accessories

		Type			Part numbers
1	Fuse 6,35 x 32 mm quick-blow fuse 250 V	**FU633**	6,35 x 32		
			0,25	A	**0168 554.03**
			0,63	A	**0168 555.04**
			1	A	**0168 556.05**
			1,6	A	**0168 557.06**
			2,5	A	**0168 558.17**
			4	A	**0168 559.10**
			6,3	A	**0168 560.15**
			10	A	**0168 561.02**
			16	A	**0168 562.03**
2	Comb-type jumper bar 70 A	**PC16**	2	poles	**0116 729.26**
	70 A	**PC16**	3	poles	**0116 733.12**
	70 A	**PC16**	4	poles	**0116 734.13**
	70 A	**PC16**	10	poles	**0116 735.14**
3	Insulating tip	**EIP**			**0113 550.24**
4	Blown fuse indicator (2)	**LEN** (2) Neon	110 -	230 V AC	**0167 075.25**
		LEN (2) Neon		480 V AC	**0103 909.00**
		Leakage current	<	0,5 mA (110 & 480 V)	
		with neon indicator	<	0,7 mA (230 V AC)	
		LED	24 VDC		**0175 423.17**
		Max. leakage current = 5.2mA			
R	See section on markers marking method				

Type			Part numbers
PC16	2	poles	**0116 729.26**
PC16	3	poles	**0116 733.12**
PC16	4	poles	**0116 734.13**
PC16	10	poles	**0116 735.14**
EIP			**0113 550.24**



GANGED POLYPHASE FUSE DISCONNECT

Hinged lever and pop-up carrier fuse holders are available in ganged polyphase 2, 3 and 4 pole assemblies, with up to 32 A fuses. Use for convenient manual isolating of switches.

(11) (17) Sides of block (26)

Note : (1) Insulation voltage of terminal block - operating voltage : In accordance with fuse rating.
(2) Only for block P/N : 0115 378.05